



NSSE 2005 Means Comparison Report Southeastern Louisiana University

		Southeastern	<i>Southeastern compared with:</i>			
			SREB 4-Year 3	Master's	NSSE 2005	
<i>In your experience at your institution during the current school year, about how often have you done each of the following? 1=never, 2=sometimes, 3=often, 4=very often</i>						
Academic and Intellectual Experiences						
a.	Asked questions in class or contributed to class discussions	AH	3.17	3.10	3.15	3.16
		BU	2.78			
		EH	3.55			
		GS	3.22			
		NH	3.12			
		ST	3.19			
		Univ	3.16**			
b.	Made a class presentation	AH	2.43	2.91	2.92	2.87
		BU	3.14			
		EH	3.19			
		GS	3.11			
		NH	2.63			
		ST	2.52			
		Univ	2.97**			
c.	Prepared two or more drafts of a paper or assignment before turning it in	AH	2.72	2.60*	2.54*	2.50*
		BU	2.71			
		EH	3.09			
		GS	2.44			
		NH	2.78			
		ST	3.10			
		Univ	2.79			
d.	Worked on a paper or project that required integrating ideas or information from various sources	AH	3.36	3.33*	3.35*	3.36
		BU	3.27			
		EH	3.58			
		GS	3.44			
		NH	3.45			
		ST	3.33			
		Univ	3.47			
e.	Included diverse perspectives (different races, religions, genders, political beliefs, etc.) in class discussions or writing assignments	AH	3.04	2.79	2.83	2.83
		BU	2.63			
		EH	3.09			
		GS	3.11			
		NH	2.80			
		ST	2.57			
		Univ	2.93**			
f.	Come to class without completing readings or assignments	AH	2.11	2.08	2.04	2.08
		BU	2.06			
		EH	1.92			
		GS	2.00			
		NH	1.96			
		ST	1.90			
		Univ	2.03			
g.	Worked with other students on projects during class	AH	2.34	2.61	2.57	2.51*
		BU	2.80			
		EH	3.00			
		GS	3.00			
		NH	2.71			
		ST	2.71			
		Univ	2.69**			

*Southeastern is Statistically Different

**There is a significant difference between colleges

		Southeastern	Southeastern compared with:			
			SREB 4-Year 3	Master's	NSSE 2005	
h.	Worked with classmates outside of class to prepare class assignments	AH	2.23	2.84	2.76	2.77
		BU	2.82			
		EH	2.83			
		GS	2.89			
		NH	2.78			
		ST	2.71			
		Univ	2.77**			
i.		Put together ideas or concepts from different courses when completing assignments or during class discussions	AH			
	BU		2.84			
	EH		3.02			
	GS		2.89			
	NH		3.24			
	ST		3.19			
	Univ		3.01**			
j.	Tutored or taught other students (paid or voluntary)		AH	1.66	1.92	1.89
		BU	1.67			
		EH	2.25			
		GS	1.67			
		NH	1.88			
		ST	2.00			
		Univ	1.85**			
k.		Participated in a community-based project (e.g. service learning) as part of a regular course	AH	1.45		
	BU		1.47			
	EH		2.43			
	GS		1.78			
	NH		2.20			
	ST		1.62			
	Univ		2.00**			
l.	Used an electronic medium (listserv, chat group, Internet, instant messaging, etc.) to discuss or complete an assignment		AH	2.79	2.88*	2.81*
		BU	3.04			
		EH	3.38			
		GS	3.22			
		NH	3.14			
		ST	2.90			
		Univ	3.16**			
m.		Used e-mail to communicate with an instructor	AH	3.30		
	BU		3.27			
	EH		3.64			
	GS		3.44			
	NH		3.63			
	ST		3.05			
	Univ		3.47**			
n.	Discussed grades or assignments with an instructor		AH	2.98	2.94	2.85*
		BU	2.96			
		EH	3.25			
		GS	2.56			
		NH	3.16			
		ST	3.10			
		Univ	3.06			



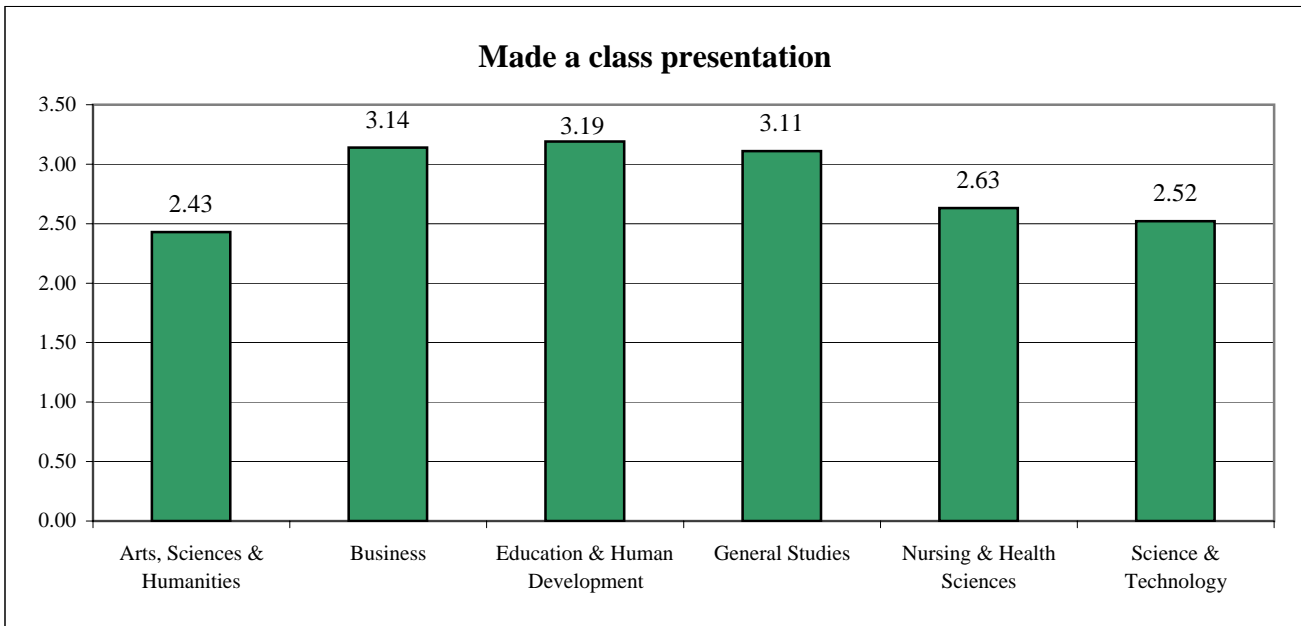
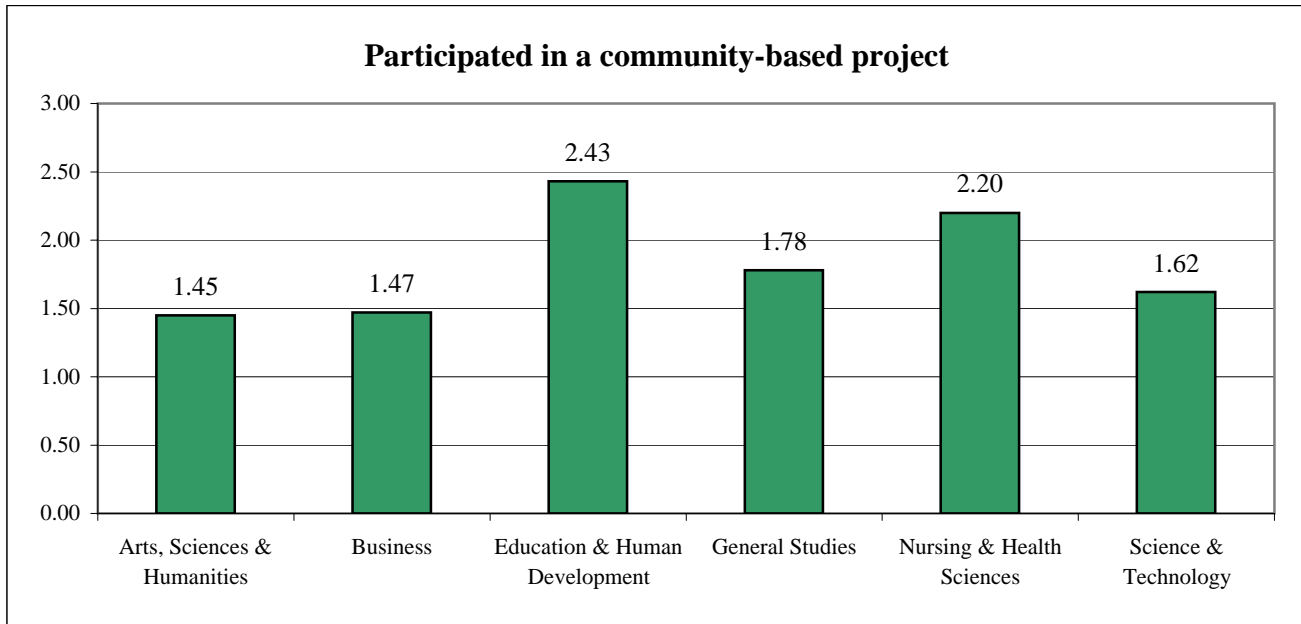
NSSE 2005 Means Comparison Report Southeastern Louisiana University

		Southeastern	<i>Southeastern compared with:</i>			
			SREB 4-Year 3	Master's	NSSE 2005	
o.	Talked about career plans with a faculty member or advisor	AH	2.36	2.51	2.51	2.53
		BU	2.39			
		EH	2.64			
		GS	2.33			
		NH	2.59			
		ST	2.81			
		Univ	2.51			
p.	Discussed ideas from your readings or classes with faculty members outside of class	AH	2.11	2.13	2.12	2.15
		BU	2.12			
		EH	2.26			
		GS	2.11			
		NH	2.20			
		ST	2.71			
		Univ	2.25			
q.	Received prompt feedback from faculty on your academic performance (written or oral)	AH	2.43	2.92	2.93	2.94
		BU	2.84			
		EH	3.09			
		GS	3.44			
		NH	3.18			
		ST	3.14			
		Univ	2.95**			
r.	Worked harder than you thought you could to meet an instructor's standards or expectations	AH	2.70	2.82*	2.77*	2.75*
		BU	2.80			
		EH	3.21			
		GS	3.11			
		NH	3.14			
		ST	2.81			
		Univ	2.98**			
s.	Worked with faculty members on activities other than coursework (committees, orientation, student life activities, etc.)	AH	1.51	1.88	1.89	1.93
		BU	1.71			
		EH	1.81			
		GS	1.33			
		NH	1.84			
		ST	2.24			
		Univ	1.83**			
t.	Discussed ideas from your readings or classes with others outside of class (students, family members, co-workers, etc.)	AH	2.74	2.87	2.85	2.88
		BU	2.75			
		EH	3.21			
		GS	3.11			
		NH	3.04			
		ST	3.14			
		Univ	2.97**			
u.	Had serious conversations with students of a different race or ethnicity than your own	AH	2.74	2.67*	2.59*	2.65*
		BU	2.67			
		EH	2.68			
		GS	3.11			
		NH	2.73			
		ST	3.10			
		Univ	2.86			

*Southeastern is Statistically Different

**There is a significant difference between colleges

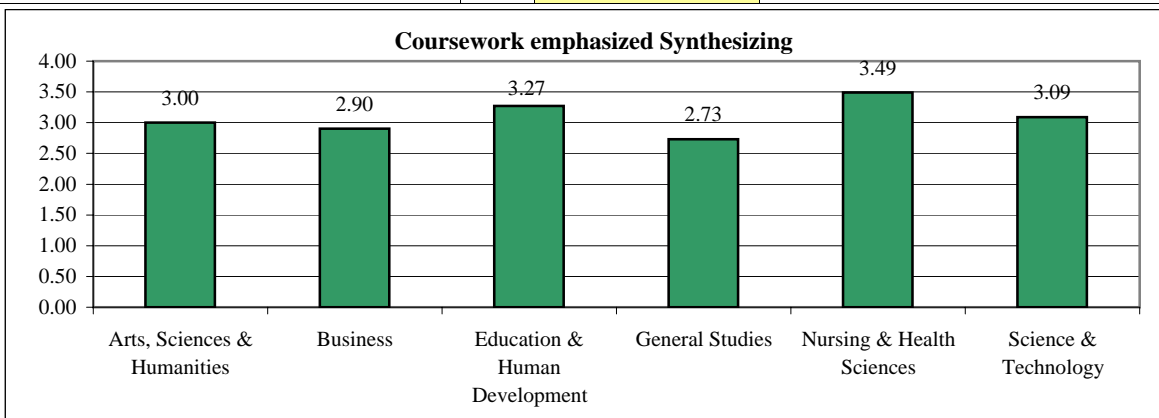
		<i>Southeastern compared with:</i>				
		Southeastern	SREB 4-Year 3	Master's	NSSE 2005	
v.	Had serious conversations with students who are very different from you in terms of their religious beliefs, political opinions, or personal values	AH	2.72			
		BU	2.47			
		EH	2.74			
		GS	3.11			
		NH	2.57			
		ST	3.05			
		Univ	2.78	2.73	2.70	2.75



*Southeastern is Statistically Different

**There is a significant difference between colleges

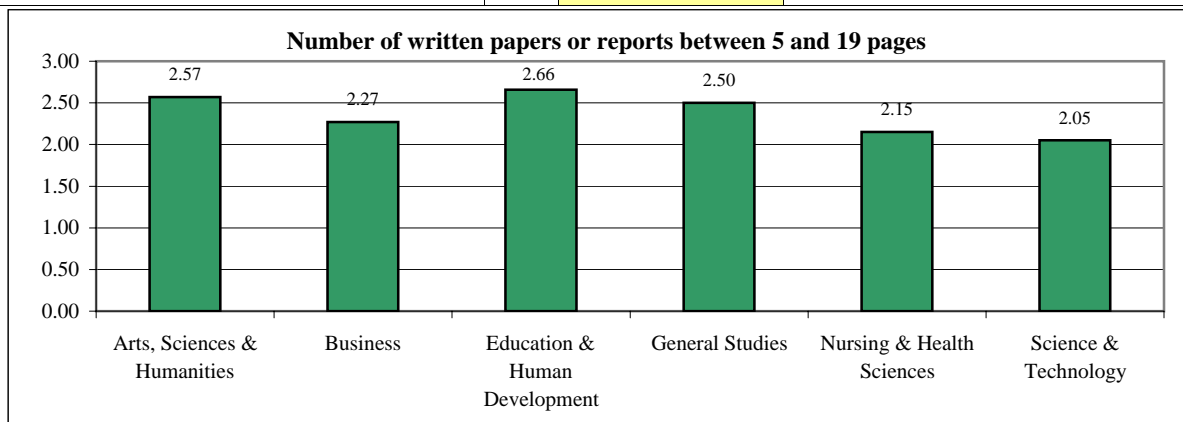
		Southeastern	Southeastern compared with:			
			SREB 4-Year 3	Master's	NSSE 2005	
<i>During the current school year, how much has your coursework emphasized the following mental activities? 1=very little, 2=some, 3=quite a bit, 4=very much</i>						
Mental Activities						
a.	Memorizing facts, ideas, or methods from your courses and readings so you can repeat them in pretty much the same form	AH	3.00			
		BU	3.10			
		EH	2.69			
		GS	2.91			
		NH	3.14			
		ST	2.95			
		Univ	2.97	2.84	2.74*	2.70*
b.		Analyzing the basic elements of an idea, experience, or theory, such as examining a particular case or situation in depth and considering its components	AH	3.25		
	BU		3.10			
	EH		3.35			
	GS		3.09			
	NH		3.41			
	ST		3.27			
	Univ		3.26	3.20	3.21	3.24
c.	Synthesizing and organizing ideas, information, or experiences into new, more complex interpretations and relationships		AH	3.00		
		BU	2.90			
		EH	3.27			
		GS	2.73			
		NH	3.49			
		ST	3.09			
		Univ	3.11**	3.00	3.03	3.05
d.		Making judgments about the value of information, arguments, or methods, such as examining how others gathered and interpreted data and assessing the soundness of their conclusions	AH	2.77		
	BU		2.92			
	EH		3.31			
	GS		3.00			
	NH		3.24			
	ST		3.00			
	Univ		3.14**	2.95*	2.96*	2.98*
e.	Applying theories or concepts to practical problems or in new situations		AH	2.94		
		BU	3.25			
		EH	3.44			
		GS	3.36			
		NH	3.49			
		ST	3.32			
		Univ	3.32**	3.16*	3.19	3.19



*Southeastern is Statistically Different

**There is a significant difference between colleges

		Southeastern	Southeastern compared with:		
			SREB 4-Year 3	Master's	NSSE 2005
<i>During the current school year, about how much reading and writing have you done? 1=none, 2=between 1 and 4, 3=between 5 and 10, 4=between 11 and 20, 5=more than 20</i>					
Reading and Writing					
a.	Number of assigned textbooks, books, or book-length packs of course readings	AH	2.98		
		BU	2.90		
		EH	3.20		
		GS	2.73		
		NH	3.31		
		ST	2.77		
		Univ	3.07	2.99	3.13
b.	Number of books read on your own (not assigned) for personal enjoyment or academic enrichment	AH	2.43		
		BU	2.33		
		EH	2.22		
		GS	2.18		
		NH	2.28		
		ST	2.09		
		Univ	2.22	2.20	2.20
c.	Number of written papers or reports of 20 pages or more	AH	1.72		
		BU	1.53		
		EH	1.35		
		GS	1.45		
		NH	1.42		
		ST	1.45		
		Univ	1.47	1.62*	1.64*
d.	Number of written papers or reports between 5 and 19 pages	AH	2.57		
		BU	2.27		
		EH	2.66		
		GS	2.50		
		NH	2.15		
		ST	2.05		
		Univ	2.42**	2.45	2.63*
e.	Number of written papers or reports of fewer than 5 pages	AH	2.77		
		BU	2.98		
		EH	3.22		
		GS	2.64		
		NH	2.87		
		ST	2.95		
		Univ	3.00	2.93	3.11



*Southeastern is Statistically Different

**There is a significant difference between colleges

NSSE 2005 Means Comparison Report
Southeastern Louisiana University

		Southeastern	Southeastern compared with:			
			SREB 4-Year 3	Master's	NSSE 2005	
Problem Sets		<i>1=None, 2=Between 1-4, 3=Between 5-10, 4=Between 11-20, 5=More than 20</i>				
a.	Number of problem sets that take you more than an hour to complete	AH	2.19	2.51	2.52	2.50
		BU	2.41			
		EH	2.87			
		GS	2.91			
		NH	2.90			
		ST	2.73			
		Univ	2.68**			
b.		Number of problem sets that take you less than an hour to complete	AH			
	BU		2.69			
	EH		2.59			
	GS		2.36			
	NH		2.57			
	ST		2.95			
	Univ		2.54			
Examinations			<i>1=very little to 7=very much</i>			
	To what extent have your examinations during the current school year challenged you to do your best work?	AH	5.62	5.53	5.45*	5.44*
		BU	5.72			
		EH	5.98			
		GS	5.82			
		NH	5.98			
		ST	5.27			
		Univ	5.70			
Quality of Relationships		<i>Mark the box that best represents the quality of your relationships with people at your institution. 1=unfriendly, unsupportive, sense of alienation to 7=friendly, supportive, sense of belonging</i>				
a.	Relationships with other students	AH	5.60	5.75	5.69	5.67
		BU	6.02			
		EH	6.28			
		GS	5.09			
		NH	6.31			
		ST	5.77			
		Univ	5.87**			
b.		Relationships with faculty members	AH			
	BU		6.06			
	EH		5.93			
	GS		5.82			
	NH		5.94			
	ST		6.19			
	Univ		5.85			
c.	Relationships with administrative personnel and offices		AH	5.09	4.65*	4.66*
		BU	5.68			
		EH	5.19			
		GS	5.27			
		NH	5.42			
		ST	4.95			
		Univ	5.26			

*Southeastern is Statistically Different

**There is a significant difference between colleges

		Southeastern	<i>Southeastern compared with:</i>			
			SREB 4-Year 3	Master's	NSSE 2005	
<i>During the current school year, about how often have you done each of the following? 1=never, 2=sometimes, 3=often, 4=very often</i>						
Additional Collegiate Experiences						
a.	Attended an art exhibit, gallery, play, dance, or other theatre performance	AH	1.94	1.92	2.02*	2.08*
		BU	1.86			
		EH	1.83			
		GS	1.55			
		NH	1.57			
		ST	1.73			
		Univ	1.77			
b.		Exercised or participated in physical fitness activities	AH			
	BU		2.60			
	EH		2.43			
	GS		2.82			
	NH		2.69			
	ST		2.64			
	Univ		2.57			
c.	Participated in activities to enhance your spirituality (worship, meditation, prayer, etc.)		AH	2.13	2.32	2.25
		BU	2.36			
		EH	2.96			
		GS	2.55			
		NH	2.61			
		ST	2.05			
		Univ	2.40**			
d.		Examined the strengths and weaknesses of your own views on a topic or issue	AH	2.66		
	BU		2.76			
	EH		2.81			
	GS		2.82			
	NH		2.51			
	ST		2.77			
	Univ		2.72			
e.	Tried to better understand someone else's views by imagining how an issue looks from his or her perspective		AH	2.85	2.83	2.84
		BU	2.84			
		EH	2.87			
		GS	2.91			
		NH	2.63			
		ST	2.64			
		Univ	2.79			
f.		Learned something that changed the way you understand an issue or concept	AH	2.72		
	BU		2.90			
	EH		3.02			
	GS		2.45			
	NH		2.92			
	ST		2.59			
	Univ		2.87			

		Southeastern	Southeastern compared with:		
			SREB 4-Year 3	Master's	NSSE 2005
Enriching Educational Experiences		<i>Which of the following have you done or plan to do before you graduate from your institution? % indicating yes</i>			
a.	Practicum, internship, field experience, co-op experience, or clinical assignment	AH 51.1% BU 54.0% EH 96.3% GS 36.4% NH 96.2% ST 81.8% Univ 74.2% **	76.9%	77.6%	77.4%
b.	Community service or volunteer work	AH 53.2% BU 54.0% EH 79.6% GS 54.5% NH 78.8% ST 72.7% Univ 66.9% **	74.4%	74.9%	75.9%
c.	Participate in a learning community or some other formal program where groups of students take two or more classes together	AH 21.3% BU 14.0% EH 53.7% GS 18.2% NH 55.8% ST 36.4% Univ 36% **	37.3%	34.8%	33.6%
d.	Work on a research project with a faculty member outside of course or program requirements	AH 19.1% BU 12.0% EH 31.5% GS 27.3% NH 32.7% ST 59.1% Univ 27.5% **	30.8%	29.1%	31.7%
e.	Foreign language coursework	AH 54.3% BU 28.0% EH 24.1% GS 27.3% NH 34.6% ST 68.2% Univ 37.4% **	44.3%	49.1%	53.1%
f.	Study abroad	AH 17.4% BU 16.0% EH 3.7% GS 9.1% NH 21.2% ST 13.6% Univ 14.0%	18.2%	20.6%	25.2%

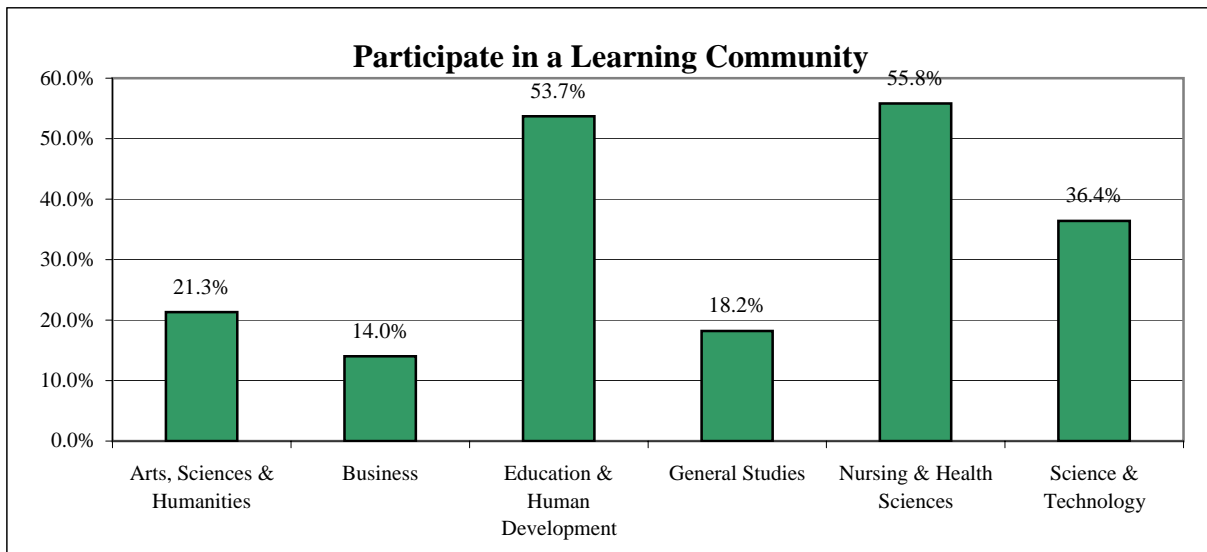
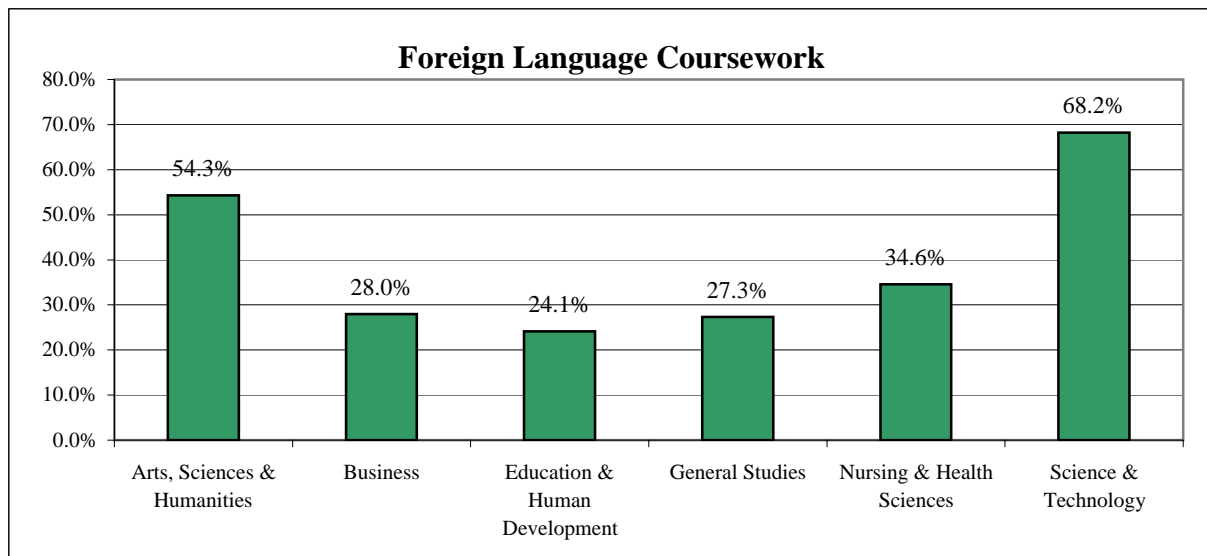
*Southeastern is Statistically Different

**There is a significant difference between colleges

Southeastern	Southeastern compared with:		
	SREB 4-Year 3	Master's	NSSE 2005

Enriching Educational Experiences cont.

g. Independent study or self-designed major	AH	23.9%	27.1%	28.1%	30.8%
	BU	14.0%			
	EH	22.2%			
	GS	27.3%			
	NH	15.7%			
	ST	40.9%			
	Univ	21.4%			
	h. Culminating senior experience (capstone course, thesis, project, comprehensive exam, etc.)	AH			
BU	40.0%				
EH	57.4%				
GS	27.3%				
NH	63.5%				
ST	63.6%				
Univ	51.7%**				



*Southeastern is Statistically Different

**There is a significant difference between colleges



NSSE 2005 Means Comparison Report Southeastern Louisiana University

		Southeastern	<i>Southeastern compared with:</i>			
			SREB 4-Year 3	Master's	NSSE 2005	
<i>About how many hours do you spend in a typical 7-day week doing each of the following? 1=0 hrs/wk, 2=1-5 hrs/wk, 3=6-10 hrs/wk, 4=11-15 hrs/wk, 5=16-20 hrs/wk, 6=21-25 hrs/wk, 7=26-30 hrs/wk, 8=more than 30 hrs/wk</i>						
Time Usage						
a.	Preparing for class (studying, reading, writing, doing homework or lab work, analyzing data, rehearsing, and other academic activities)	AH	3.30			
		BU	3.47			
		EH	4.91			
		GS	3.45			
		NH	4.25			
		ST	4.32			
		Univ	4.02**	3.83	3.93	4.08
b.		Working for pay on campus	AH	1.60		
	BU		1.22			
	EH		1.28			
	GS		1.00			
	NH		1.29			
	ST		1.45			
	Univ		1.37	1.72*	1.80*	1.90*
c.	Working for pay off campus		AH	4.62		
		BU	5.67			
		EH	3.65			
		GS	5.36			
		NH	4.06			
		ST	5.09			
		Univ	4.61**	3.93*	3.84*	3.49*
d.		Participating in co-curricular activities (organizations, campus publications, student government, social fraternity or sorority, intercollegiate or intramural sports, etc.)	AH	1.38		
	BU		1.90			
	EH		1.52			
	GS		1.27			
	NH		1.73			
	ST		1.36			
	Univ		1.57	1.94*	2.04*	2.18*
e.	Relaxing and socializing (watching TV, partying, etc.)		AH	3.00		
		BU	3.22			
		EH	2.83			
		GS	2.73			
		NH	3.19			
		ST	3.05			
		Univ	3.03	3.29*	3.29*	3.35*
f.		Providing care for dependents living with you (parents, children, spouse, etc.)	AH	3.15		
	BU		2.71			
	EH		4.19			
	GS		4.27			
	NH		3.56			
	ST		3.27			
	Univ		3.21	2.74*	2.51*	2.28*

*Southeastern is Statistically Different

**There is a significant difference between colleges

Southeastern	Southeastern compared with:		
	SREB 4-Year 3	Master's	NSSE 2005

Time Usage cont.

g. Commuting to class (driving, walking, etc.)	AH	2.98	2.52	2.39*	2.30*
	BU	2.41			
	EH	3.04			
	GS	2.73			
	NH	2.71			
	ST	2.73			
	Univ	2.70			

Institutional Environment

To what extent does your institution emphasize each of the following? 1=very little, 2=some, 3=quite a bit, 4=very much

a. Spending significant amounts of time studying and on academic work	AH	3.11	3.05*	3.08*	3.13
	BU	3.12			
	EH	3.30			
	GS	3.36			
	NH	3.60			
	ST	3.23			
	Univ	3.23**			
	b. Providing the support you need to help you succeed academically	AH			
BU		3.04			
EH		3.22			
GS		3.00			
NH		3.10			
ST		3.18			
Univ		2.99**			
c. Encouraging contact among students from different economic, social, and racial or ethnic backgrounds		AH	2.39	2.40	2.42
	BU	2.51			
	EH	2.78			
	GS	2.64			
	NH	2.58			
	ST	2.32			
	Univ	2.52			
	d. Helping you cope with your non-academic responsibilities (work, family, etc.)	AH	1.70		
BU		1.96			
EH		1.81			
GS		2.27			
NH		1.98			
ST		1.86			
Univ		1.92			
e. Providing the support you need to thrive socially		AH	1.91	2.18	2.16
	BU	2.35			
	EH	2.26			
	GS	2.45			
	NH	2.02			
	ST	1.95			
	Univ	2.17			

*Southeastern is Statistically Different

**There is a significant difference between colleges

Southeastern	Southeastern compared with:		
	SREB 4-Year 3	Master's	NSSE 2005

Institutional Environment cont.

f.	Attending campus events and activities (special speakers, cultural performances, athletic events, etc.)	AH BU EH GS NH ST Univ	2.61 2.71 2.46 2.55 2.50 2.77 2.53	2.56	2.56	2.63
g.	Using computers in academic work	AH BU EH GS NH ST Univ	3.39 3.67 3.70 3.73 3.56 3.50 3.60	3.45*	3.44*	3.46*

Educational and Personal Growth

To what extent has your experience at this institution contributed to your knowledge, skills, and personal development in the following areas? 1=very little, 2=some, 3=quite a bit, 4=very much

a.	Acquiring a broad general education	AH BU EH GS NH ST Univ	3.28 3.42 3.60 3.36 3.50 3.45 3.46	3.27*	3.30*	3.32*
b.	Acquiring job or work-related knowledge and skills	AH BU EH GS NH ST Univ	2.87 3.31 3.45 2.64 3.62 3.09 3.27**	3.09*	3.09*	3.03*
c.	Writing clearly and effectively	AH BU EH GS NH ST Univ	3.17 3.33 3.45 3.36 3.38 2.91 3.29	3.09*	3.12*	3.13*
d.	Speaking clearly and effectively	AH BU EH GS NH ST Univ	3.04 3.40 3.60 3.27 3.36 3.09 3.30**	3.03*	3.04*	3.03*



NSSE 2005 Means Comparison Report Southeastern Louisiana University

Southeastern	<i>Southeastern compared with:</i>		
	SREB 4-Year 3	Master's	NSSE 2005

Educational and Personal Growth cont.

e.	Thinking critically and analytically	AH 3.20 BU 3.44 EH 3.62 GS 3.36 NH 3.76 ST 3.45 Univ 3.49**	3.30*	3.33*	3.36*
f.	Analyzing quantitative problems	AH 2.89 BU 3.17 EH 3.40 GS 2.91 NH 3.28 ST 3.32 Univ 3.15**	3.01	3.00	3.01
g.	Using computing and information technology	AH 3.17 BU 3.54 EH 3.62 GS 3.55 NH 3.44 ST 3.55 Univ 3.46**	3.27*	3.19*	3.17*
h.	Working effectively with others	AH 2.98 BU 3.44 EH 3.62 GS 3.27 NH 3.54 ST 3.27 Univ 3.44**	3.21*	3.19*	3.18*
i.	Voting in local, state, or national elections	AH 2.35 BU 2.29 EH 2.40 GS 2.82 NH 2.50 ST 2.27 Univ 2.39	2.35	2.28	2.31
j.	Learning effectively on your own	AH 2.93 BU 3.19 EH 3.47 GS 3.27 NH 3.46 ST 3.14 Univ 3.28**	3.05*	3.04*	3.06*
k.	Understanding yourself	AH 2.91 BU 2.75 EH 3.26 GS 3.00 NH 3.10 ST 2.55 Univ 2.93**	2.79	2.85	2.87

*Southeastern is Statistically Different

**There is a significant difference between colleges

NSSE 2005 Means Comparison Report
Southeastern Louisiana University

Southeastern	Southeastern compared with:		
	SREB 4-Year 3	Master's	NSSE 2005

Educational and Personal Growth cont.

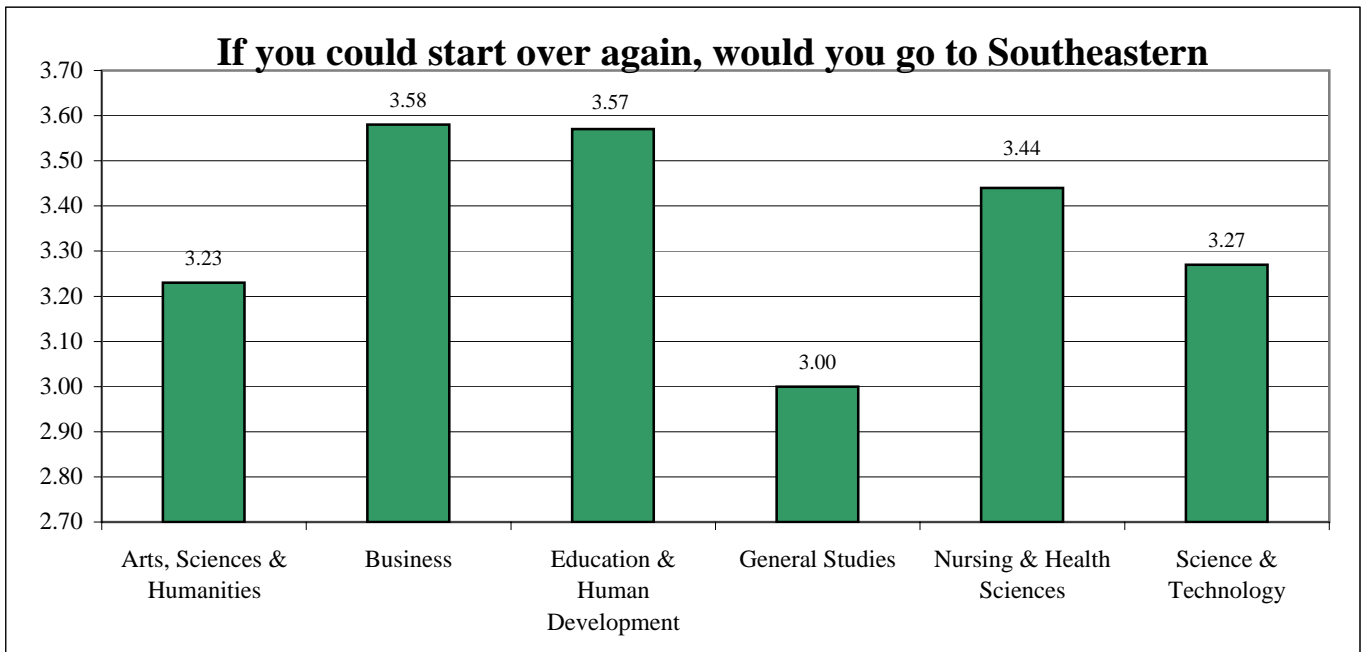
l. Understanding people of other racial and ethnic backgrounds	AH	2.76	2.60*	2.60*	2.59*
	BU	2.69			
	EH	3.13			
	GS	2.91			
	NH	2.82			
	ST	2.64			
	Univ	2.84			
m. Solving complex real-world problems	AH	2.72	2.74*	2.72*	2.72*
	BU	2.81			
	EH	3.04			
	GS	2.91			
	NH	3.30			
	ST	2.82			
	Univ	2.99**			
n. Developing a personal code of values and ethics	AH	2.65	2.64*	2.72	2.73
	BU	2.88			
	EH	2.96			
	GS	2.82			
	NH	3.08			
	ST	2.55			
	Univ	2.89			
o. Contributing to the welfare of your community	AH	2.39	2.41*	2.49*	2.49*
	BU	2.35			
	EH	2.75			
	GS	2.73			
	NH	2.90			
	ST	2.23			
	Univ	2.66**			
p. Developing a deepened sense of spirituality	AH	2.00	1.96	2.08	2.03
	BU	1.90			
	EH	1.94			
	GS	2.55			
	NH	2.12			
	ST	1.68			
	Univ	2.10			

Academic Advising

1=poor, 2=fair, 3=good, 4=excellent

Overall, how would you evaluate the quality of academic advising you have received at your institution?	AH	2.89	2.84	2.92	2.94
	BU	3.08			
	EH	2.91			
	GS	2.73			
	NH	3.29			
	ST	3.32			
	Univ	2.98			

	Southeastern	Southeastern compared with:		
		SREB 4-Year 3	Master's	NSSE 2005
Satisfaction		<i>1=poor, 2=fair, 3=good, 4=excellent</i>		
How would you evaluate your entire educational experience at this institution?	AH	3.23		
	BU	3.40		
	EH	3.46		
	GS	3.45		
	NH	3.42		
	ST	3.36		
	Univ	3.40	3.19*	3.24*
		<i>1=definitely no, 2=probably no, 3=probably yes, 4=definitely yes</i>		
If you could start over again, would you go to the same institution you are now attending?	AH	3.23		
	BU	3.58		
	EH	3.57		
	GS	3.00		
	NH	3.44		
	ST	3.27		
	Univ	3.38**	3.15*	3.18*



*Southeastern is Statistically Different

**There is a significant difference between colleges