

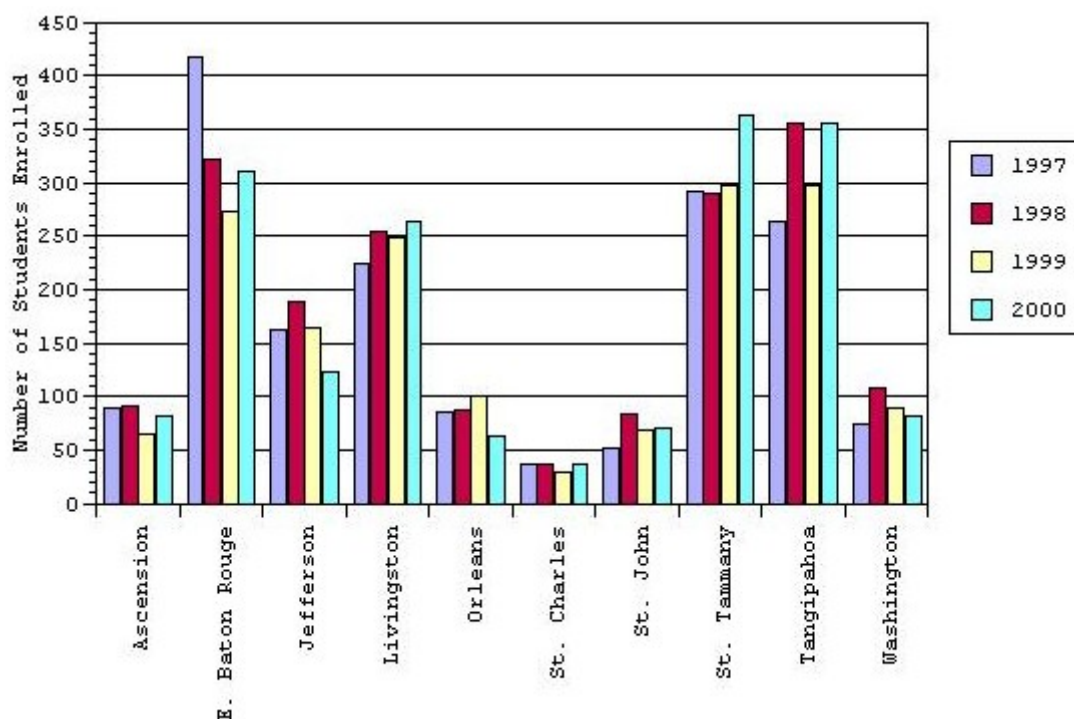
Enrollment Trends of First-time Freshmen from Southeastern's Top Ten Parishes, based on Enrollment

Fall 1997 - Fall 2000

Research Brief #11

Spring 2002

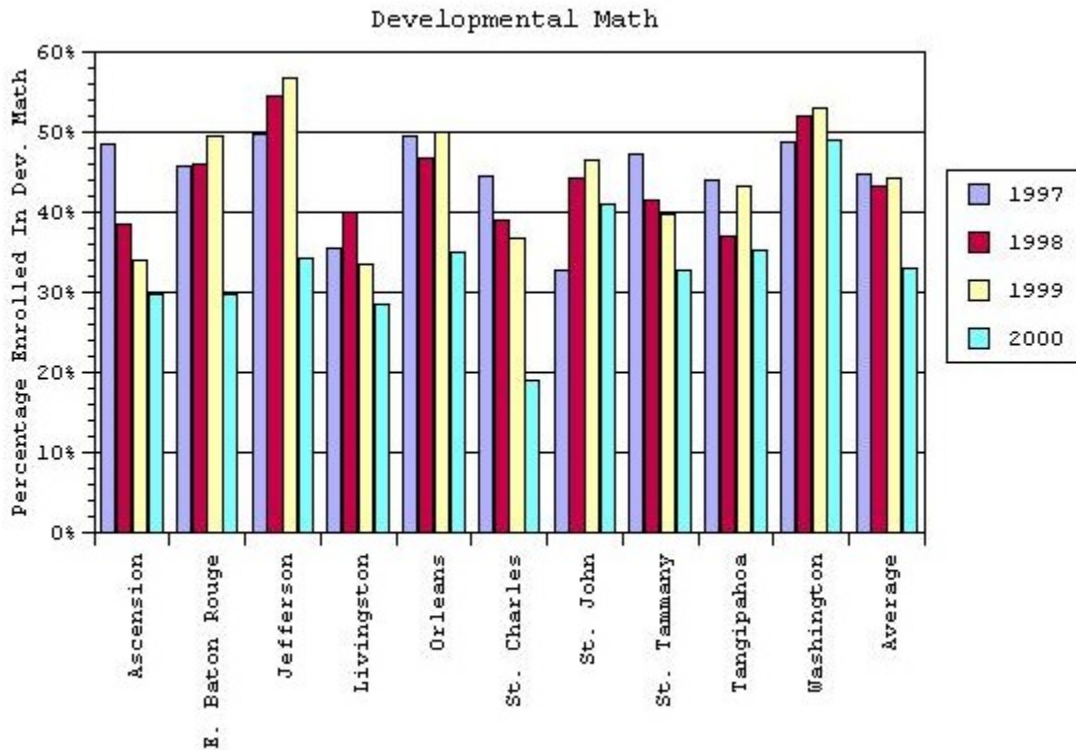
Have enrollment patterns changed from Fall 1997 to Fall 2000?



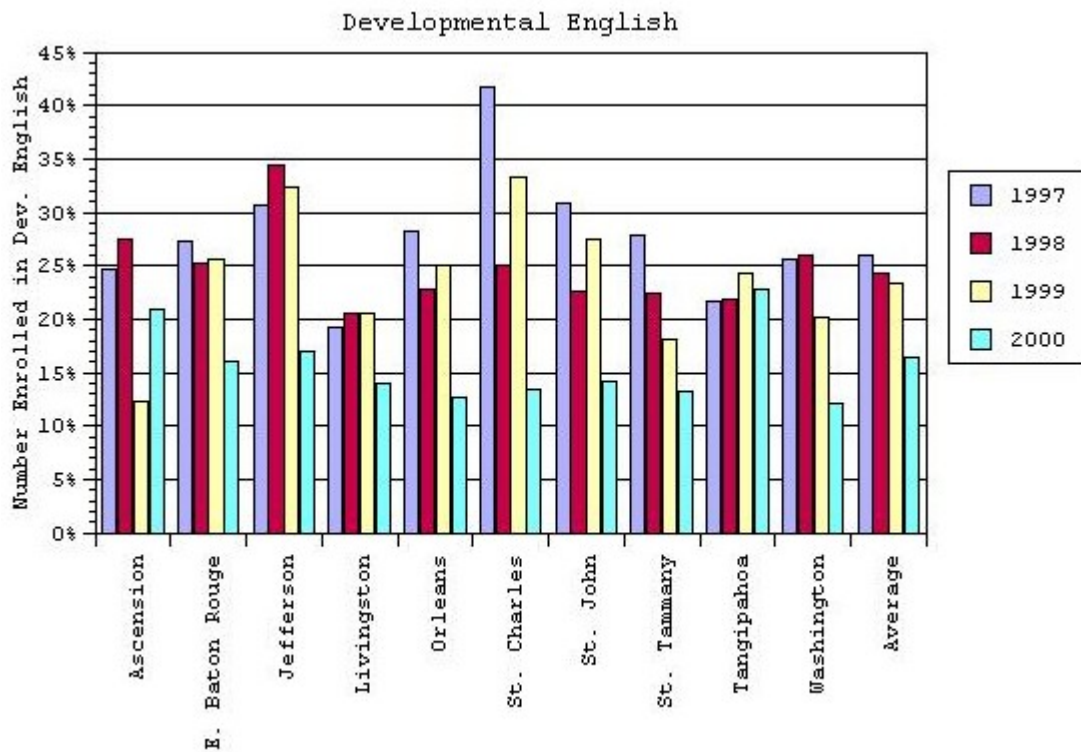
- From Fall 1997 to Fall 2000, enrollment of first-time freshmen* from Southeastern's top ten enrollment parishes (Ascension, East Baton Rouge, Jefferson, Livingston, Orleans, St. Charles, St. John, St. Tammany, Tangipahoa, Washington) increased from 1,695 to 1,747 or 3.1%. During this period, enrollment from St. Tammany and Tangipahoa increased, while Jefferson, East Baton Rouge and Orleans parishes decreased.
- In Fall 1998, Baton Rouge Community College opened its doors. While it appears that 1997 was an anomaly for East Baton Rouge Parish, first-time freshmen enrollment decreased by 95 students, or -22.8%, from Fall 1997 to Fall 1998.

- First-time freshmen enrollment from Livingston, St. Tammany and Tangipahoa Parishes appears to be increasing, while enrollment from East Baton Rouge, Jefferson and Orleans is on the decline.

Has the percentage of First-time Freshmen enrolled in developmental courses changed?

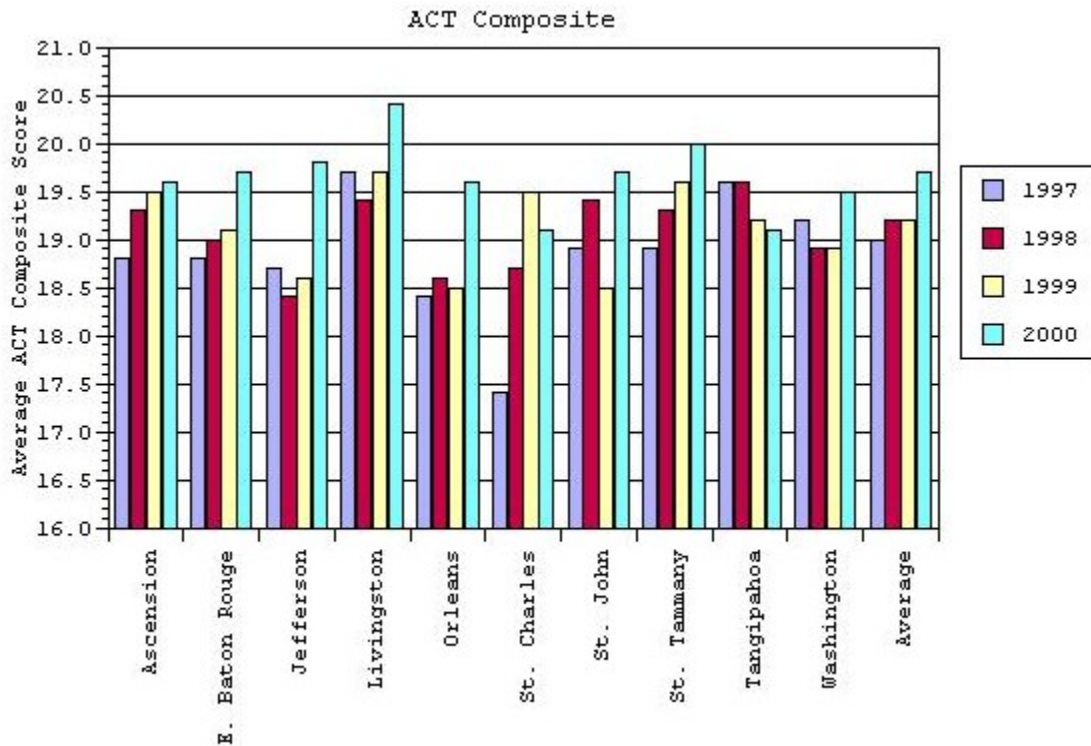


- The percentage of first-time freshmen students from these parishes enrolled in Developmental Math decreased markedly from Fall 1997 to Fall 2000, falling from 44.7% to 32.9%. St. Charles parish improved the most, decreasing from 44.4% to 18.9%, while St. John increased from 32.7% to 40.8%.
- According to the Fall 2000 First-time Freshmen Report from the Louisiana Department of Education, the statewide enrollment rate in Developmental Math was 32%. In Fall 2000 at Southeastern, 33.5 % of first-time freshmen from all parishes were enrolled in Developmental Math.



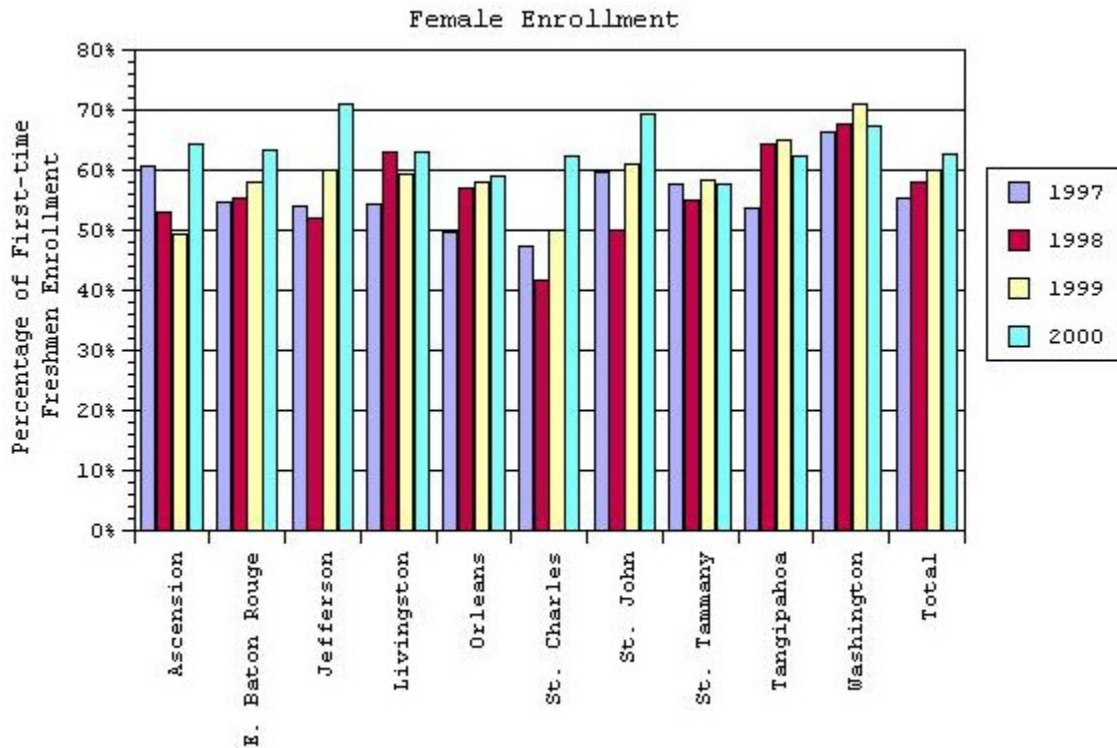
- From Fall 1997 to Fall 2000, the percentage of first-time freshmen from these parishes enrolled in Developmental English decreased from 26% to 16.4%. While it appears that 1999 was an anomaly for St. Charles parish, it showed the most improvement with the percentage of students enrolled in Developmental English falling from 41.7% to 13.5%. Tangipahoa Parish had the only increase, going from 21.6% to 22.8%.
- The statewide enrollment rate in Developmental English was 15% for Fall 2000, based on the Louisiana Department of Education data. Of the total number of first-time freshmen at Southeastern in Fall 2000, 16.4% were enrolled in Developmental English.

What is the ACT Composite trend?



- The average ACT Composite scores of first-time freshmen increased from 19.0 to 19.7, or 3.7%, from Fall 1997 to Fall 2000. St. Charles parish experienced the greatest increase at 9.8%, going from 17.4 to 19.1. The only parish with a decrease was Tangipahoa, declining from 19.6 to 19.1, or -2.6%.
- During this same period, the average Louisiana ACT Composite score only increased .2 points, from 19.4 to 19.6. This is below the national average ACT Composite score of 21.0.

How is the ratio of male to female students changing?



- The percentage of female enrollment of first-time freshmen has gradually increased from 55.3% to 62.6% , or 7.3%, from Fall 1997 to Fall 2000. Of Southeastern's top ten parishes based on enrollment, Jefferson parish has the greatest increase (16.7%), while St. Tammany parish had an increase of only .1%.
- According to data from the 2000 Census, among the population 18 years and over from these parishes, the male to female ratio was 47.4% Male, 52.6% Female. This is change of 0.8% from the 1990 Census male to female ratio of 46.6% Male, 53.4% Female.

Has Southeastern grown more Ethnically diverse?

- First-time freshmen enrollment in Fall 1997 was 1,695. The first-time freshmen population from Southeastern's top ten parishes was 85.7% white, non-Hispanic, 11.2% black, non-Hispanic and 3.1% other/unknown minority.
 - In Fall 2000, the first-time freshmen population for these same parishes was 84.8% white, non-Hispanic, 11.7% black, non-Hispanic and 3.4% other/unknown minority. First-time freshmen enrollment increased 3.0%, to 1,747 students, from the Fall 1997 semester.
 - Looking at the ethnicity ratios of each individual parish, Orleans parish has the highest ratio of Black, non-Hispanic students, while Livingston has the lowest. Jefferson has the greatest ratio of Other/Unknown Minority first-time freshmen, whereas St. Charles has the lowest.
-

***As defined by the Louisiana Department of Education, the definition of a First-Time Freshmen is:**
A student who was enrolled full time during the summer or fall semester at Southeastern for the first time with fewer than 12 hours attempted. Only students who graduated from high school during the previous school year are included as first-time freshmen. GED recipients are not included.

Note: Beginning in Fall 2000, Southeastern implemented screened admissions. Prior to Fall 2000, the university had an open-admissions policy.