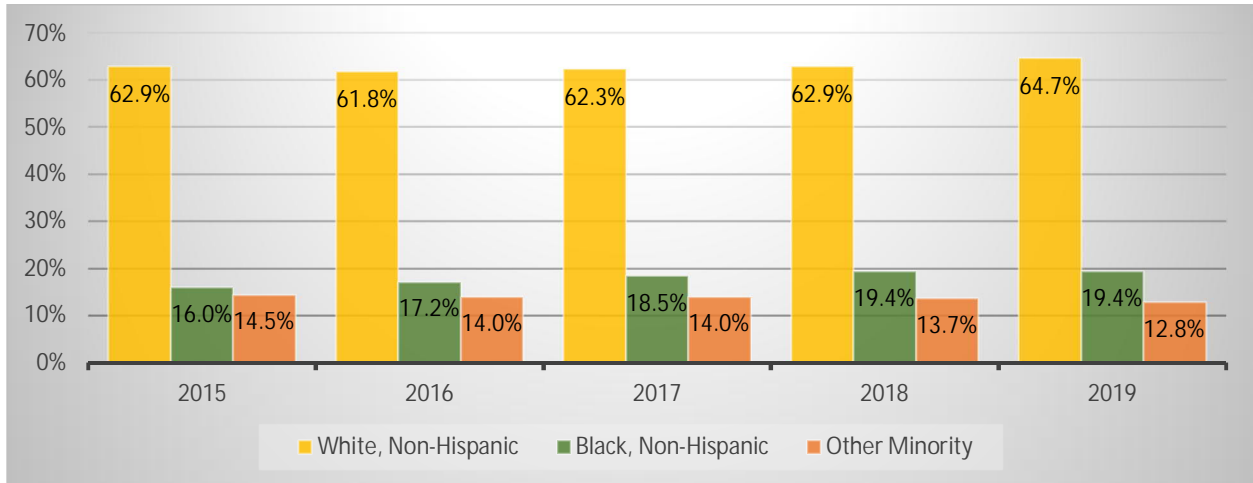


Ethnicity at Southeastern

Summer 2020

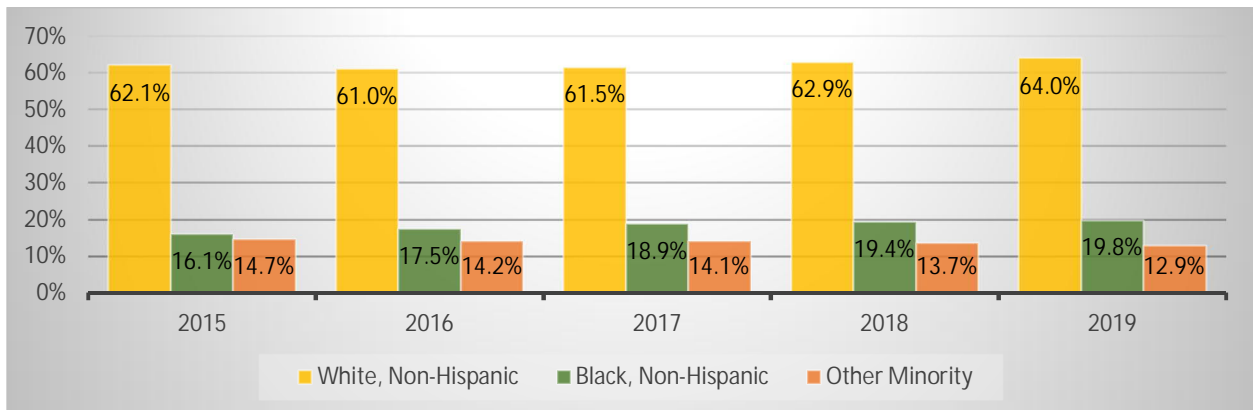
Has Southeastern’s overall minority student population grown?



Southeastern’s Fall 2019 minority population (N=4,598) includes 2,768 black non-Hispanic students and 1,830 students of another minority.

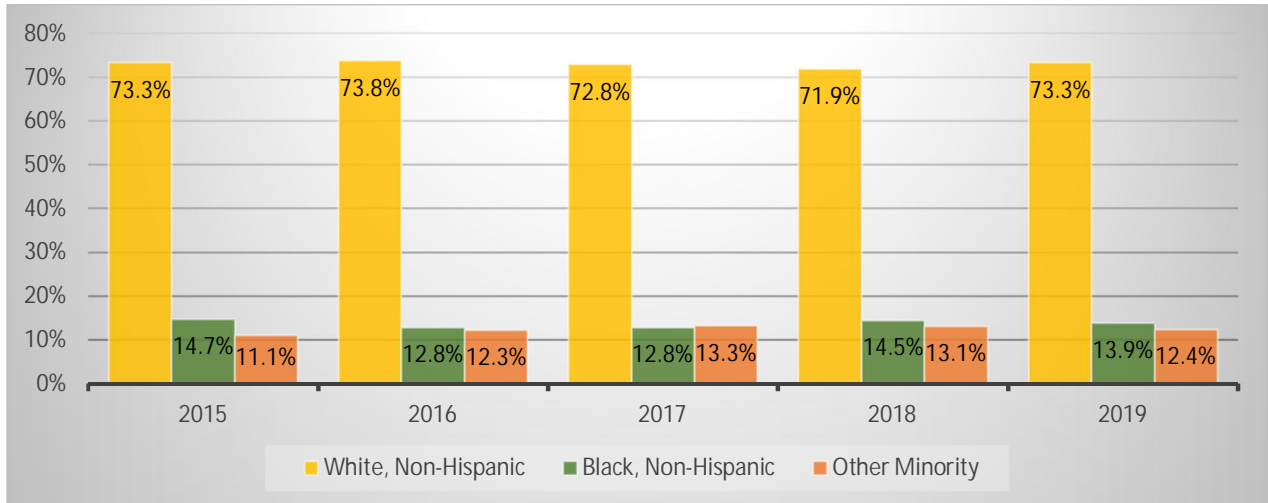
The percentage of minority students has increased from 2015 to 2019. Even though the White, non-Hispanic population has grown from 2015 to 2019, the Black, non-Hispanic students has increased from 16.0% (N=2,339) in 2015 to 19.4% (N=2,768) in 2019, whereas the Other minority students has decreased from 14.5% (N=2,110) in 2015 to 12.8% (N=1,830). Students who have not reported an ethnicity are not reflected in this graph.

Has Southeastern’s undergraduate minority student population grown?



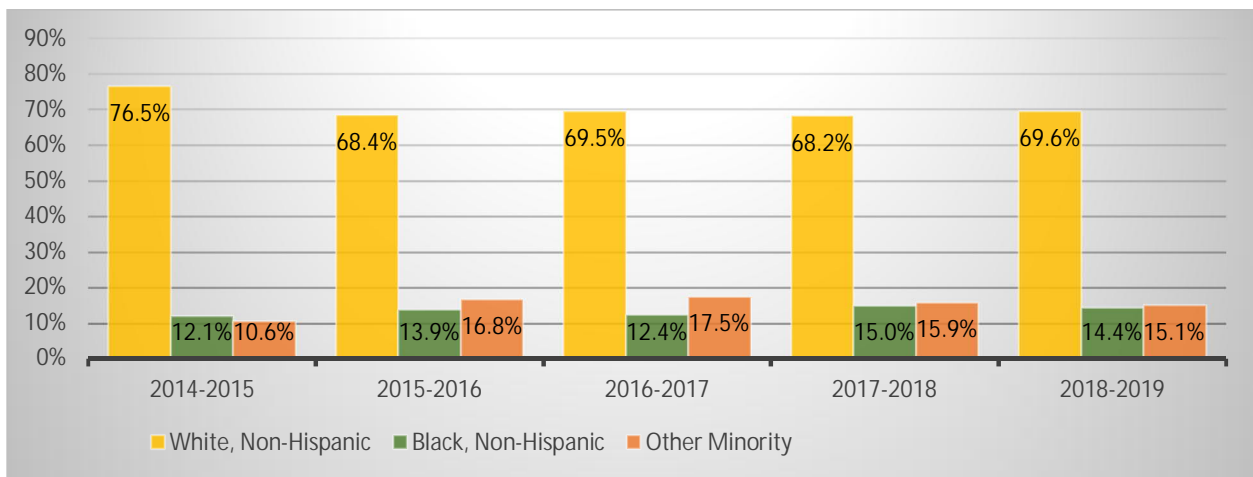
Southeastern’s undergraduate minority population has increased from 30.8% in 2015 to 32.7% in 2019 with the Black, non-Hispanic student population increasing from 16.1% to 19.8%.

Has Southeastern’s graduate minority student population grown?



Southeastern’s graduate minority population has increased from 25.8% in 2015 to 26.3% in 2019. Even though the Black, non-Hispanic student population has gone down we see an increase in the other minority Population.

Has Southeastern’s graduated minority student population grown?



Southeastern’s graduated minority student population has increased from 22.7% in 2015 to 29.5% in 2019, with a much bigger growth in the other minority population (10.6% to 15.1%).